



Public electric vehicle chargepoints provision



February 2024



Elmbridge Borough Council

... bridging the communities ...

Contents

Public electric vehicle chargepoints provision	1
Elmbridge vehicle demographics	3
Elmbridge vehicle figures	3
Elmbridge electric vehicle (EV) figures	3
Focus for future EVC provision	4
EV uptake forecasts	4
Current public electric vehicle chargepoint (EVC) provision	5
Council EVC installations for public use	5
P&D car park EVC usage	6
Other EVC provision	9
EVC supporting strategies	9
Off-street car parking strategy	9
Draft Elmbridge Local Plan 2037	9
Future public EVC provision	10
Locations for potential EVC provision	10
Future EVC provision delivery options	11

Elmbridge vehicle demographics

Following changes to previous targets, the Governments [Zero Emission Vehicle Mandate](#) (ZEV mandate) became law on 3 January 2024. The regulatory framework sets out the pathway, requiring 80% of new cars and 70% of new vans sold in Great Britain to be zero emission by 2030, increasing to 100% by 2035.

The January update also updated on the growth of the [UK's charging network](#), with over 50,000 public chargepoints (44% more than the previous year) meaning things are well on track to reach 300,000 public chargepoints by 2030. The public chargepoints ambition is in addition to EVC installed at home or in the private sector.

Elmbridge vehicle figures

According to the 2021 Census data, 55,590 Elmbridge households responded to the 'Number of cars or vans' question in the Housing section. Based on the response data there are a minimum of 80,842 cars or vans in Elmbridge.

The summary table of the categories and responses is below.

Census 2021 data: Housing - Number of cars or vans			
Elmbridge (LAD)			
Car or van availability category	Responses (# of households)	Percentage % of households	Minimum number of cars or vans
No cars or vans in household	6,192	11%	-
1 car or van in household	24,688	44%	24,688
2 cars or vans in household	17,976	32%	35,952
3 or more cars or vans in household	6,734	12%	20,202
Total	55,590	100%	80,842

Elmbridge electric vehicle (EV) figures

The Department for Transport (DfT) and Driver and Vehicle Licensing Agency (DVLA) provide quarterly statistics for Licensed Ultra Low Emission Vehicles (ULEVs) by fuel type and keepership. The December 2023 statics for Elmbridge showed there are 4,480 ULEVs, which are broken down by type in the table below.

Licensed ultra low emission vehicles (ULEVs)								
Table VEH0132								
Units	Fuel	Keepership	Lower tier local authority	2023 Q1	2023 Q2	Q1-Q2 change	2023 Q3	Q2-Q3 change
Number	Battery electric	Company	Elmbridge	733	763	30	816	53
Number	Battery electric	Private	Elmbridge	1,685	1,839	154	2,000	161
Number	Battery electric	Total	Elmbridge	2,418	2,602	184	2,816	214
Number	Other fuels	Company	Elmbridge	6	5	-1	5	0
Number	Other fuels	Private	Elmbridge	81	86	5	87	1
Number	Other fuels	Total	Elmbridge	87	91	4	92	1
Number	Plug-in hybrid electric (diesel)	Company	Elmbridge	3	1	-2	1	0
Number	Plug-in hybrid electric (diesel)	Private	Elmbridge	21	21	0	21	0
Number	Plug-in hybrid electric (diesel)	Total	Elmbridge	24	22	-2	22	0
Number	Plug-in hybrid electric (petrol)	Company	Elmbridge	279	294	15	210	-84
Number	Plug-in hybrid electric (petrol)	Private	Elmbridge	1,167	1,254	87	1,340	86
Number	Plug-in hybrid electric (petrol)	Total	Elmbridge	1,446	1,548	102	1,550	2
Grand total				3,975	4,263	288	4,480	217

If the 2021 census data is taken as a baseline for vehicles within Elmbridge, the percentage of these vehicles which are ULEVs for Q3 of 2023 is 8%.

Focus for future EVC provision

Most EV owners within Elmbridge will have access to EVC at their homes as their primary charging source, however there are some areas where there is no dedicated parking for homes.

To encourage the shift to EV, the public EVC provision needs to focus support on these areas, through a mix of on-street and off-street P&D car park provision for overnight charging, as well as providing top up charging provision. Also, with the national delivery of the ZEV mandate and changes in EV charging technology, legislation and options will emerge.

EV uptake forecasts

In 2020, the Climate Change Committee [briefing document](#) set out that the forecasted requirement for uptake of EVs (battery electric and plug-in hybrid models) for passenger vehicles and vans would need to move from around 400,000 (1% of all UK vehicles) to 23.2 million by 2032 (55% of all vehicles), and by 2050 possibly up to 49.0 million (100%).

The ZEV mandate has meant a revision in the EV uptake forecasts. The Office for Budget Responsibility anticipates that [EV uptake](#) would be approximately 18% in 2023 and will be 38% in 2027.

The uptake of EVs in Elmbridge has grown by an estimated 1% per quarter in the 2023 figures available, and this will likely increase as more EV options and more

used EV options are in the market. Should the increase rise to match the revised forecast of 38% in 2027 it would mean approximately 21,124 vehicles would be EV.

Current public electric vehicle chargepoint (EVC) provision

The council has delivered the first two phases of the public electric vehicle chargepoint installations in Elmbridge, as part of the pledge to become carbon neutral by 2030 and through the delivery of the Electric Vehicle (EV) Charging Infrastructure item in our [Carbon Management and Reduction Plan 2030](#).

Council EVC installations for public use

The initial four council Pay and Display (P&D) car parks for charging infrastructure installations were selected based on car park type (main), size (spaces available), usage and to provide a spread across Elmbridge.

The P&D car park EVC have been installed for public use to enable and encourage the shift toward electric vehicles (EVs) in Elmbridge. Most residents with EVs currently have places at their homes where they can charge their vehicles overnight. These EVC enable our residents to top up the charge of their EVs during the day, while also providing overnight EVC provision for those residents who do not have the ability to install EVC at their homes.

The following council P&D car parks have had four fast (up to 22kW) EVC installed, which are available to the public all day and night:

- Hollyhedge Road P&D car park (Downside Bridge Rd, Cobham KT11 3DQ)
- Civic Centre P&D car park (High St, Esher KT10 9SD)
- Churchfield Road P&D car park (Churchfield Rd, Weybridge KT13 8DB)
- Drewitts Court P&D car park (Walton-on-Thames KT12 1BE)

Additionally, to support the Green Fleet Strategy to electrify the council's fleet by 2030, in Autumn 2023 the following locations have had two fast (up to 22kW) EVC installed, which are available for the public to use in the evenings where the car parks are open:

- Walton Centre for the Community (Manor Road, KT12 2PB)
- Claygate Centre for the Community (Elm Road, KT10 0EH)
- Cobham Centre for the Community (Oakdene Road, KT11 2LY)
- Molesey Centre for the Community (Bishops Fox Way, KT8 2AS) (Note: car

park is locked in the evening

- Hershams Centre for the Community (7 Queens Road, KT12 5LU)

The total of EVC available for the public to use is 24 (16 in P&D car parks and 8 in Centre for the Community car parks), and these are supported through two different charging networks/apps, Mer (Hollyhedge Road, Civic Centre and Churchfield Road P&D car park) and Clenergy EV (remainder of the EVC locations).

P&D car park EVC usage

The installations of the EVC in the current four council P&D car parks have seen usage increase, while still providing available capacity for residents to charge. The newest provision is at Drewitts Court where the EVC were installed in August and operational for the public to use in September.

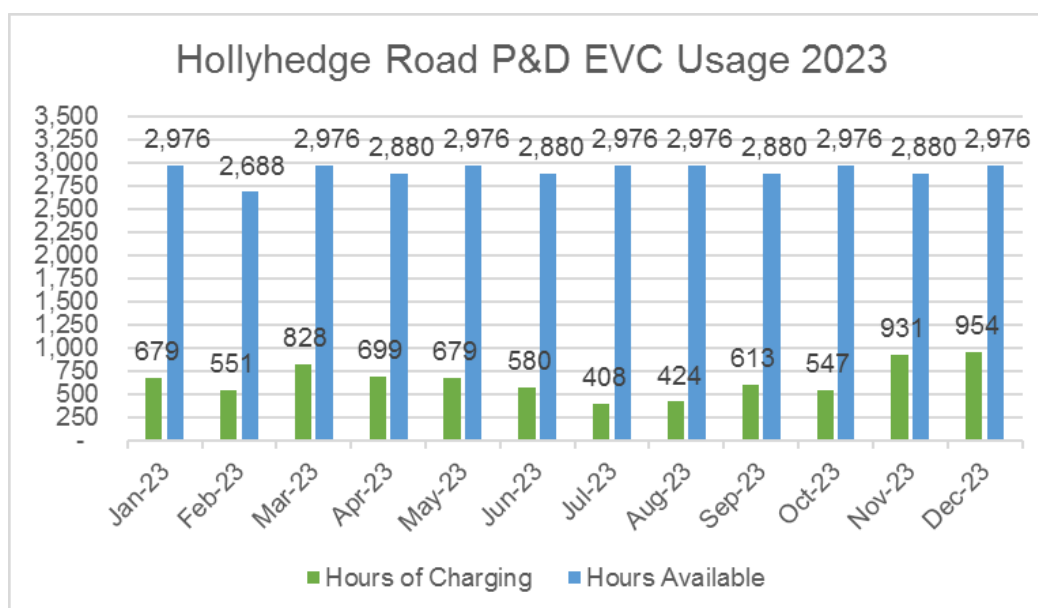
During 2023, the highest percentage of time in usage for each of the locations were:

- Hollyhedge Road P&D car park - 32% (Nov & Dec)
- Civic Centre P&D car park - 62% (July)
- Churchfield Road P&D car park - 39% (Dec)
- Drewitts Court P&D car park - 8% (Dec)

The hours of charging graph and the percentage of time in use table for the four council P&D car parks EVC for the past 12 months (2023) are set out below.

Hollyhedge Road P&D car park

Total hours of charging for the four EVC

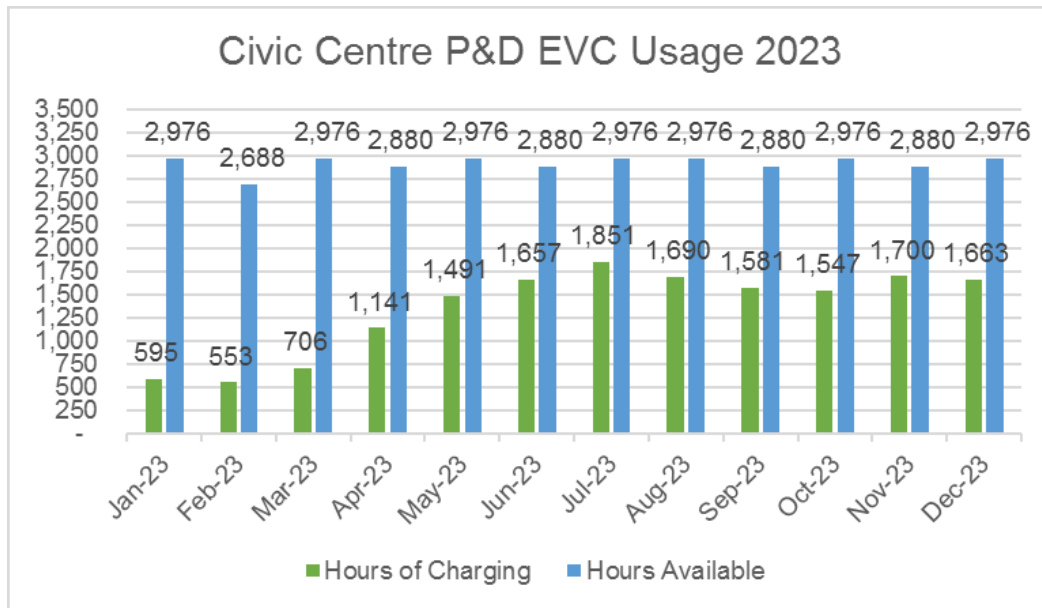


Percentage of time in use

Jan-23	Feb-23	Mar-23	Apr-23	May-23	Jun-23	Jul-23	Aug-23	Sep-23	Oct-23	Nov-23	Dec-23
23%	20%	28%	24%	23%	20%	14%	14%	21%	18%	32%	32%

Civic Centre P&D car park

Total hours of charging for the four EVC



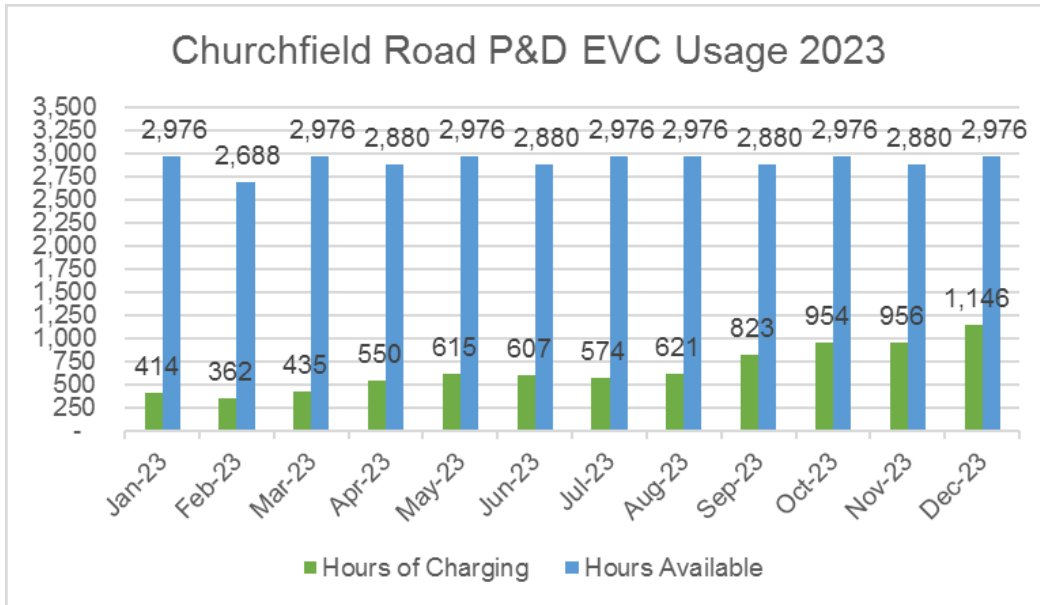
Percentage of time in use

Jan-23	Feb-23	Mar-23	Apr-23	May-23	Jun-23	Jul-23	Aug-23	Sep-23	Oct-23	Nov-23	Dec-23
20%	21%	24%	40%	50%	58%	62%	57%	55%	52%	59%	56%

Note: Since April 2023, these EVC have been used by a tenant to charge their fleet. Additionally, an EV Taxi uses the EVC to charge overnight.

Churchfield Road P&D car park

Total hours of charging for the four EVC

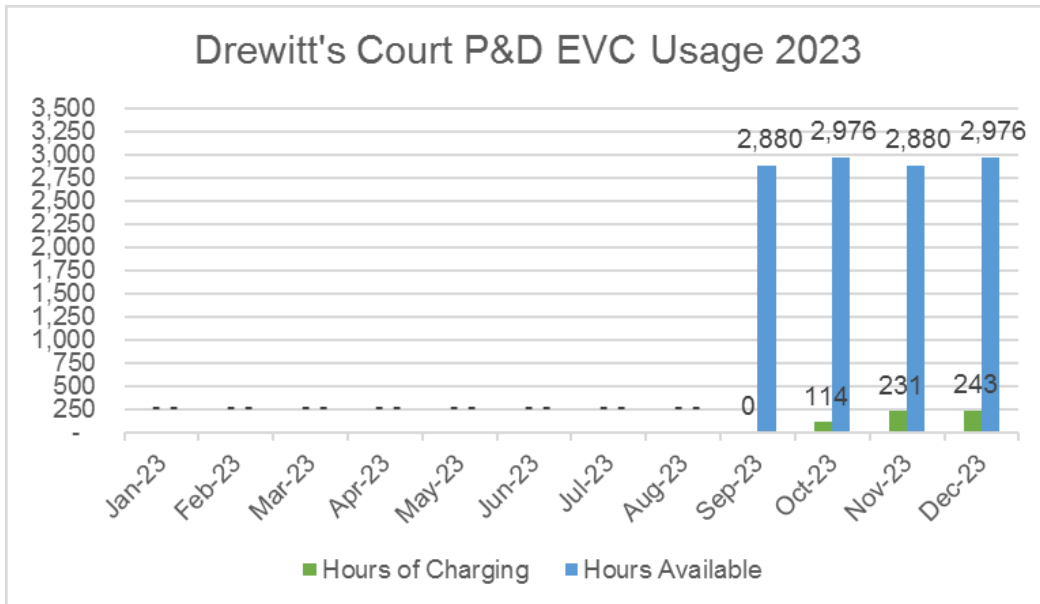


Percentage of time in use

Jan-23	Feb-23	Mar-23	Apr-23	May-23	Jun-23	Jul-23	Aug-23	Sep-23	Oct-23	Nov-23	Dec-23
14%	13%	15%	19%	21%	21%	19%	21%	29%	32%	33%	39%

Drewitts Court P&D car park

Total hours of charging for the four EVC



Percentage of time in use

Jan-23	Feb-23	Mar-23	Apr-23	May-23	Jun-23	Jul-23	Aug-23	Sep-23	Oct-23	Nov-23	Dec-23
N/A	N/A	N/A	N/A	N/A	N/A	N/A	N/A	0%	4%	8%	8%

Other EVC provision

The DfT work with Zapmap to create their quarterly statics of EVC provision across the country.

In the DfT document, [Electric vehicle charging device statistics: October 2023 tables](#), Elmbridge is listed as having 83 publicly available electric vehicle charging devices at all speeds at the end of October 2023. The figures include the 24 council EVC listed above, meaning there are an additional 59 EVC across other locations (e.g., supermarkets, fuel stations etc.) in Elmbridge for residents to use.

EVC supporting strategies

Delivery of public EVC which supports the ZEV Mandate, as well as at home EVC provision has already been embedded in the following strategies across our service areas to ensure that EVC provision is delivered as Elmbridge grows and is provided on balance.

Off-street car parking strategy

The [off-street car parking strategy](#) sets out the council's ambitious and innovative approach to the range of public council car parks across towns and village centres. It includes the digitalisation of car parks, with the data informing future strategy including the numbers and locations of EV chargepoints.

Draft Elmbridge Local Plan 2037

The [Draft Elmbridge Local Plan 2037](#), which has been submitted for examination by the Planning Inspector, has embedded within it, strategic policies that will support behaviour change and provide EVC infrastructure to support the housing growth proposed within Elmbridge:

- Strategic policy SS2 – Sustainable place-making (d) ii) Making it easy and attractive to walk, cycle and use public transport, and
- Strategic policy CC4 – Sustainable transport
 - 2. Development proposals must take account of the following: e) Provide electric vehicle charging facilities situated in convenient and easy to use locations.
 - 5. All development proposals will be required to provide cycle and vehicle parking and associated facilities, including electric vehicle charging points in line with the standards set out in the Parking Supplementary Planning Document (SPD).

Future public EVC provision

Locations for potential EVC provision

While EVC are currently installed in four of the P&D car parks, the remainder of the P&D car parks across the three types (main, commuter, village) provide the off-street parking EVC opportunities for the council. Additionally, the council's leisure facilities provide an excellent opportunity for additional EVC on a site that attracts over a million customer visits per year.

A series of parameters (e.g., electrical supply/DNO capacity, usage, size, impact on parking, etc.) for each location will need to be considered in detail to determine viability for EVC, and this will be done following the delivery option selection. Once complete the sequencing of installs at locations where EVC are viable will then be established. The overall summary of the locations is:

Car Park	Town	Type	Spaces
Ashley Park	Walton on Thames	Main	53
Halfway	Walton	Village	72
Hare Lane	Claygate	Village	43
Heath North	Weybridge	Commuter	118
Mayfield Rd	Walton	Commuter	186
Southbank	Long Ditton	Village	51
Station Avenue	Walton	Commuter	253
Baker Street	Weybridge	Main	53
Heather Place	Esher	Main	29
Manor Road	Walton	Main	27
New Berry Lane	Hersham	Village	44
Steel's Lane	Oxshott	Village	30
Walton Road	East Molesey	Village	150
Ashley Road	Thames Ditton	Village	66
Berguette	Esher	Main	46
Heath South	Weybridge	Commuter	131
Highwayman's Cottage	Esher	Main	68
Oatlands Village	Weybridge	Village	54
Torrington Lodge	Claygate	Village	98
Walton Park	Hersham	Commuter	131
York Road	Weybridge	Village	42

Monument Hill	Weybridge	Main	14
Cedar Road	Cobham	Main	16
Drewitt's Court	Walton on Thames	Main	70
Hollyhedge Road	Cobham	Main	206
Churchfield Road	Weybridge	Main	193
Civic Centre	Esher	Main	191

Future EVC provision delivery options

A comparison of the three delivery options for future public EVC provision is outlined separately in Appendix A as the EVC Network for Surrey option details are covered by a non-disclosure agreement.